

How to Prescribe a CGM through the Parachute Platform

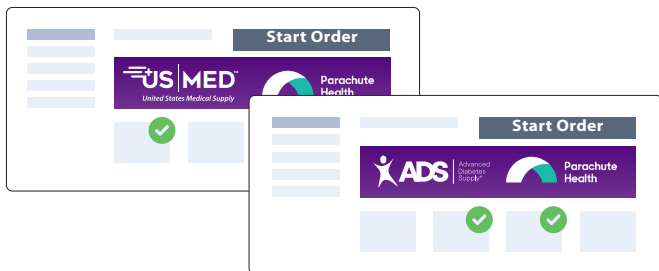
The Parachute platform simplifies the prescription and order submission process for CGMs, ensuring faster processing, reduced paperwork[†], and streamlined communication between prescribers, suppliers, and insurers. Follow these simple steps to prescribe a CGM efficiently through Parachute for your patients.

Example

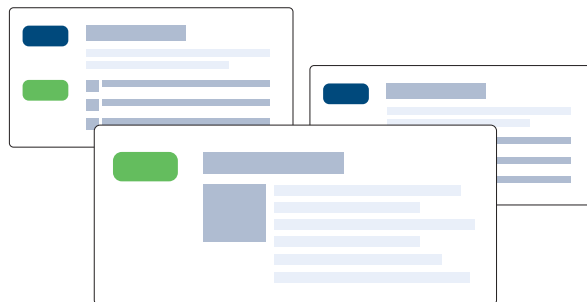
When using the Parachute platform, choose either Edgepark, ADS, or US MED.

- **ADS:** www.parachutehealth.com/ads
- **US MED:** www.parachutehealth.com/usmed
- **Edgepark:** www.parachutehealth.com/edgepark

1. Choose provider, start order, enter patient information, and select your products.




2. Answer the qualifying prompts.*



3. Send to clinician for digital signature.



4. Track your order.



[†]Additional paperwork may be required by a health plan

*Information must be corroborated with the medical record.

Better Service, Better Care for Your Patients. Become a Prescriber Partner Today.

Visit www.hcp.advanceddiabetes.com